

# Ward 2 Fact Sheet

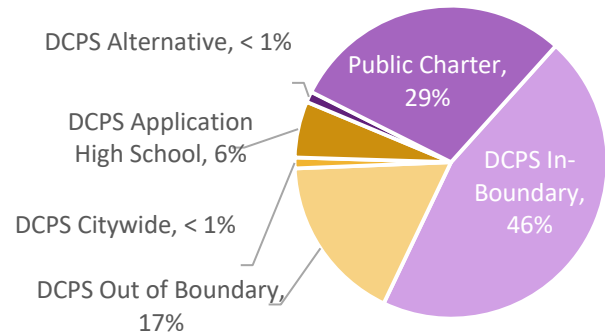
## Public School Enrollment At-a-Glance

By Grade Level*	Ward 2	All DC	% of All DC
PK3-4	2,022	12,812	16%
K-5	5,692	40,510	14%
6-8	2,241	15,547	14%
9-12	2,402	16,685	14%
Adult/Alt & SPED	950	7,020	14%

By Student Group*	% of Ward 2***	% of All DC***
At-Risk	25%	47%
SPED	9%	14%
ELL	25%	10%

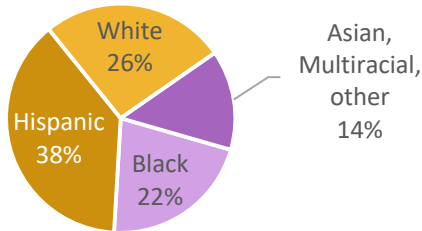
### Share of Public School Enrollment in Ward 2\*



	Public Charter	DCPS	Total
<b>Number of Schools</b>	2	8	10
<b>Enrollment**</b>	2,858	1,005	3,863

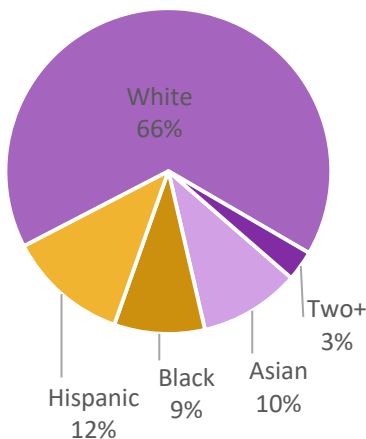
\*Information refers to students who **live** in Ward 2  
 \*\*Information refers to students enrolled in school in Ward 2  
 \*\*\*2016-2017 data, latest available

### Race/Ethnicity of Public School Students in Ward 2\*



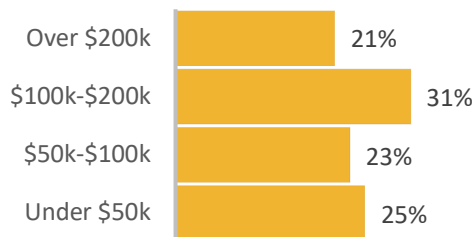
## Ward 2 Demographics

### Race/Ethnicity in Ward 2



All DC: Black - 44%, White - 37%, Hispanic - 11% Other 8%

### Household Income in Ward 2



**\$104,504**

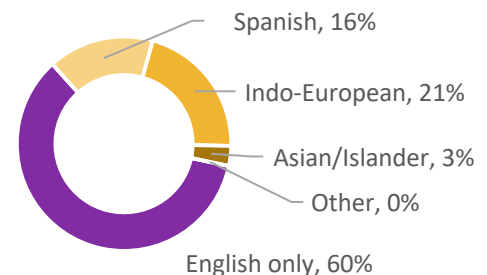
Ward 2 Median Household Income

**\$77,649**

All DC Median Household Income

\*Median household income is the combined gross income (or total pay before taxes or deductions) for all people living in one household over 15 years of age.

### Language at home, children 5-17



### Language at home, Adults 18+

